

Readers


Dear customers, your use of the broadcasting company speaker series. We would like to extend my heartfelt thanks to all of the Company manufactured products have been tested before, the commitment to keep its quality. Loud - speakers broadcast Pan-for hotels, commercial buildings, supermarkets, schools, leisure and entertainment venues, is your ideal choice. For your installation, commissioning and use of this product, the installation please read this note.

Safety Tips

- Please be sure to use the former reading detailed notes.
- Really pay attention to this manual and a safety with the important warning.
- Recommend that you keep this manual for future reference.

Common warning signs and security

The manual shown warning signs and security is to prevent the improper operation due to personal injury arising from the loss of property, please read before using this product must understand that this manual security symbols and Warning to indicate fully aware of potential risks.

 Warning Such as the inappropriate use of staff will cause injury, death and property damage.
--

When installed loudspeakers

- Definitely will not be allowed to speakers and any exposure in the rain-wet or water, may be inconsistent with , or fire.
- Restricted by the provisions of the speakers on the voltage, such as the use of high voltage may cause electric shock or fire disaster. Is no pruning, distorted, or replacement of damaged wires.
- Avoid instability in the installation or set up speakers, such as shaking the table or flat surface , the speaker can avoid falling caused personal injury or property damage.
- Speakers will be installed in support of the speaker or the weight of a solid shelf. Speaker swap can be avoided caused personal injury or property damage.
- Wet hands must not be admitted into or plugs, may lead to electric shocks.
- The allocation of plugs, make sure that pull plugs, rather than pull wires. The use of a damaged power line of machinery may cause fire or electric shock.
- Mobile speaker, you plug the prior allocated. If the speaker and plugs may be moving together will cause fire or electric shock. For plugs, identified as plugs for grip.
- Will not be allowed to speakers on the vent cover. May cause internal heating caused by the fire.
- Avoid speakers installed in the humidity or dust, direct contact with the sun, from the near-electric, or smoke or steam, may cause fire or electric shock.



Fireproof Ceiling Speaker

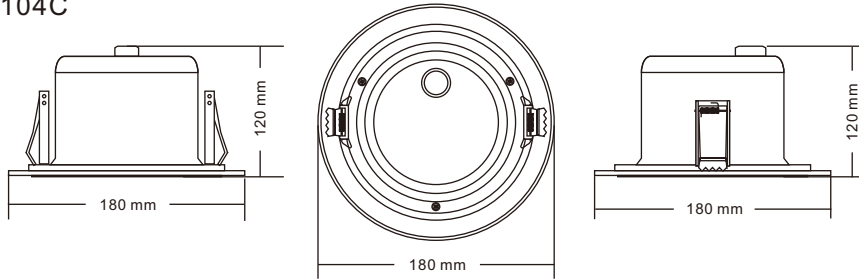


VA-104C/105C

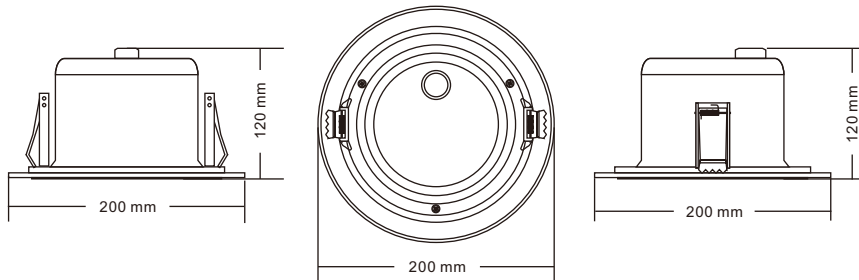
OWNER'S MANUAL

Dimension

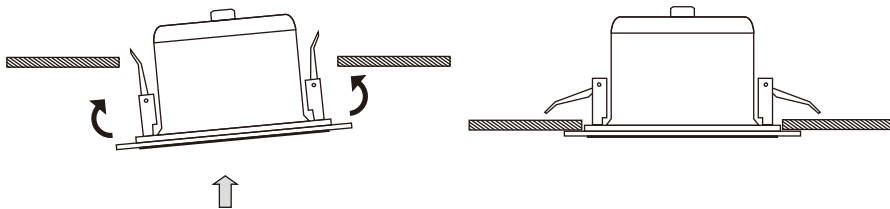
VA-104C



VA-105C



Installation



Step 1 With a measurement tool measuring speaker-hole bit, and a good hole in the ceiling, and then through the open well hole wiring connected to the speaker on.

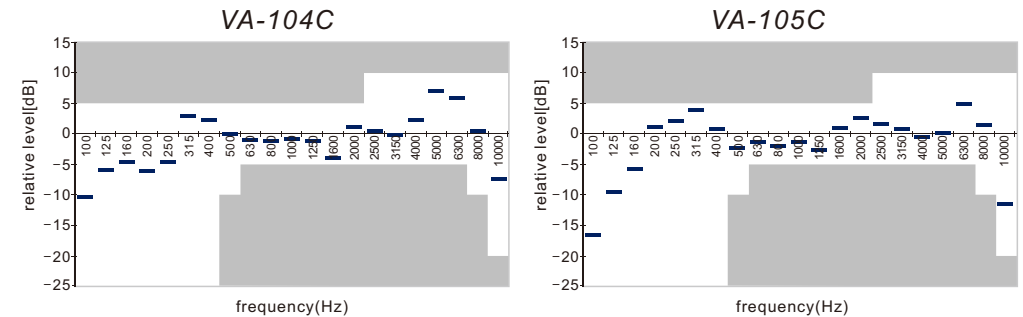
Step 2 Separate speakers on both sides of the iron, so that the edge close to the ceiling speakers, the merger places in the ceiling hole.

Step 3 So that speakers fixed on the ceiling, and then a good horn line, completed the installation of speakers.

Specifications

Model	VA-104C	VA-105C
Power Taps@100V	6W,3W,1.5W	6W,3W,1.5W
Impedance	1700 Ω / 3300 Ω / 6700 Ω	1700 Ω / 3300 Ω / 6700 Ω
SPL	91dB	92dB
Sensitivity	71dB	71dB
Cutout Size	155 mm	170 mm
Coverage angle 500Hz	180°	180°
Coverage angle 1KHz	175°	175°
Coverage angle 2KHz	170°	155°
Coverage angle 4KHz	85°	85°
Dimensions	180X120 mm	200X120 mm
Weight	0.9Kg	0.9Kg

Frequency Response Diagram



Label Stickers

